Basics of Rhythm and Time Diagnostic Quiz

ANSWER KEY

In this quiz, you'll see where your knowledge of rhythm and meter is at. Once you've finished the entire quiz, open the Answer Key (found on the website next to this file) and grade your work. If you get a passing score for that section, you can skip that material in the course (though review can never hurt!) If you get a lower than passing score, work through the course material indicated for that section. Watch the videos, do the drills and complete the worksheets to level up your knowledge in those key areas. Be thorough and diligent in your work! A solid grasp of this material is vital to succeeding in your college level music courses.

SECTION 1) Determining Meter

For each bar, determine its time signature and write it at the beginning of the bar.
If your score is less than 4 out of 5, work through ALL portions of the **[Basics of Rhythm and Time]** section.



4



SECTION 2) Determining Meter
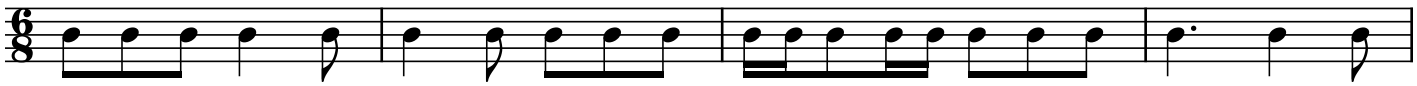
Using the given meter, place bar lines where they should be. In order to get a question right, all bar lines must be in the right place.
If your score is less than 2 out of 3, work through ALL portions of the **[Basics of Rhythm and Time]** section.